

Comhairle nan Eilean Siar


Learning Disability Data



Data from the Scottish Commission for People with Learning Disabilities shows that in Comhairle nan Eilean Siar 2019, there were 152 adults with learning disabilities known to Comhairle nan Eilean Siar Council.

Employment

According to data from the 2011 Census provided by the Scottish Learning Disability Observatory (SLDO) 19.6% of adults with learning disabilities have paid employment, compared with 58.4% of all adults.




Education

According to the 2023 pupil census, in Comhairle nan Eilean Siar, there are 10 pupils with a learning disability receiving support in primary school.

Health

Data from SLDO shows that only 17.7% of people with learning disabilities rate their health as very good, compared with 53.8% of all people.



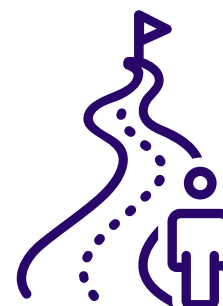
Housing

Data from SLDO shows that 38.4% of people with learning disabilities live in social rented accommodation, compared with 15.8% of all people.

Out of Area Placements

In Comhairle nan Eilean Siar according to the 2018 Coming Home Report, there were 18 people out-of-area in Comhairle nan Eilean Siar compared with a total of 705 in Scotland.

Of the 705 people, 16% were marked as having a mild learning disability. 42% as having a moderate learning disability. 25% as having a severe learning disability and finally, 7% as having a profound learning disability.





Delayed Discharge

According to the inpatient census, 2022 NHS Western Isles numbers were suppressed due to small numbers in the inpatient census data.


In Scotland, 11% of adult inpatients had a diagnosis for either a learning disability or autism.

The average length of delay in discharge in Scotland was just over 2 months.

National Statistics

Number of people with learning disabilities in Scotland

Data from SCLD shows that in 2019, there were 23,584 people with learning disabilities known to local authorities in Scotland. However, according to Fraser of Allander, estimates put the actual number of people with learning disabilities as high as 175,000.



Positive Destination

Data from the Summary Statistics for Follow up Leaver Destinations, 2022, shows that in 2020/21 88% of pupils with learning disabilities went onto a positive destination, compared with 97% of pupils without learning disabilities.

Attainment

Data from the Summary Statistics for attainment and initial leavers destination, 2022 showed that in 2020/21 17.4% of pupils with a learning disability had no NQ qualifications at level 2 or better, compared with 0.9% of pupils without a learning disability.

