

West Lothian


Learning Disability Data



Data from Scottish Commission for People with Learning Disabilities shows that in West Lothian in 2019, there were 696 adults with learning disabilities known to West Lothian Council.

Employment

According to data from the 2011 Census provided by the Scottish Learning Disability Observatory (SLDO) 11.5% of adults with learning disabilities have paid employment, compared with 62.2% of all adults.




Education

According to the 2023 pupil census, in West Lothian, there are 111 pupils with a learning disability receiving support in primary school and 123 pupils with a learning disability receiving support in secondary schools, 234 in total. The census also shows that there are 391 special school pupils with additional support needs in the local authority.

Health

According to data from the 2011 Census provided by the SLDO, in West Lothian only 16.0% of people with learning disabilities rate their health as very good, compared with 53.7% of all people.

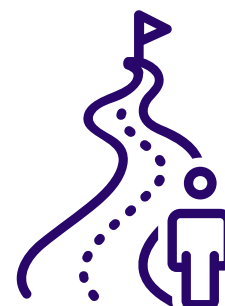


Housing

Data from 2011 Census provided by the SLDO shows 44.2% of people with learning disabilities live in social rented accommodation, compared with 22.9% of all people.

Out of Area Placements

According to the 2018 Coming Home Report by the Scottish Government, there were 30 people in out-of-area placements in the West Lothian Health and Social Care Partnership.





Delayed Discharge

According to the inpatient census, in 2022 NHS Lothian had 470 patients who were in psychiatric, addiction or learning disability beds in NHS Scotland.

In Scotland, 11% of adult inpatients had a diagnosis for either a learning disability or autism.

The average length of delay in discharge in Scotland was just over 2 months.

National Statistics

Number of people with learning disabilities in Scotland

Data from SCLD shows that in 2019, there were 23,584 people with learning disabilities known to local authorities in Scotland. However, according to Fraser of Allander, estimates put the actual number of people with learning disabilities as high as 175,000.



Positive Destination

Data from the Summary Statistics for Follow up Leaver Destinations, 2022, shows that in 2020/21 88% of pupils with learning disabilities went onto a positive destination, compared with 97% of pupils without learning disabilities.

Attainment

Data from the Summary Statistics for attainment and initial leavers destination, 2022 showed that in 2020/21 17.4% of pupils with a learning disability had no NQ qualifications at level 2 or better, compared with 0.9% of pupils without a learning disability.

