


Data from the Scottish Commission for People with Learning Disabilities shows that in Glasgow in 2019 there were 2,171 adults with learning disabilities known to Glasgow City Council.

Employment

According to data from the 2011 Census provided by the Scottish Learning Disability Observatory (SLDO) 9.5% of adults with learning disabilities have paid employment, compared with 52.3% of all adults




Education

According to the 2023 pupil census, in Glasgow, there are 261 pupils with a learning disability receiving support in primary school and 280 pupils with a learning disability receiving support in secondary schools, 541 in total. The census also shows that there are 1394 special school pupils with additional support needs in the local authority.

Health

Data from SLDO shows only 11.9% of people with learning disabilities rate their health as very good, compared with 49.3% of all people.

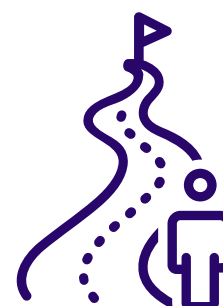


Housing

65.3% of people with learning disabilities live in social rented accommodation, compared with 33.7% of all people.

Out of Area Placements

There was no data available for Glasgow in the coming home report on out of area placements.





Delayed Discharge

According to the inpatient census, 2022 NHS Greater Glasgow and Clyde had 904 patients who were in psychiatric, addiction or learning disability beds in NHS Scotland.

In Scotland, 11% of adult inpatients had a diagnosis for either a learning disability or autism.

The average length of delay in discharge in Scotland was just over 2 months

National Statistics

Number of people with learning disabilities in Scotland

Data from SCLD shows that in 2019, there were 23,584 people with learning disabilities known to local authorities in Scotland. However, according to Fraser of Allander, estimates put the actual number of people with learning disabilities as high as 175,000.



Positive Destination

Data from the Summary Statistics for Follow up Leaver Destinations, 2022, shows that in 2020/21 88% of pupils with learning disabilities went onto a positive destination, compared with 97% of pupils without learning disabilities.

Attainment

Data from the Summary Statistics for attainment and initial leavers destination, 2022 showed that in 2020/21 17.4% of pupils with a learning disability had no NQ qualifications at level 2 or better, compared with 0.9% of pupils without a learning disability.

