

West Dunbartonshire


Learning Disability Data



Data from Scottish Commission for People with Learning Disabilities shows that in West Dunbartonshire in 2019, there were 458 adults with learning disabilities known to West Dunbartonshire Council.

Employment

According to data from the 2011 Census provided by the Scottish Learning Disability Observatory (SLDO) 12.6% of adults with learning disabilities have paid employment, compared with 55.1% of all adults.




Education

According to the 2023 pupil census, in West Dunbartonshire, there are 14 pupils with a learning disability receiving support in primary school and 18 pupils with a learning disability receiving support in secondary schools, 32 in total. The census also shows that there are 258 special school pupils with additional support needs in the local authority.

Health

According to data from the 2011 Census provided by the SLDO, in West Dunbartonshire only 15.4% of people with learning disabilities rate their health as very good, compared with 48.2% of all people.

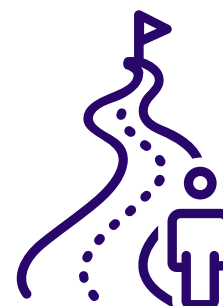


Housing

Data from 2011 Census provided by the SLDO shows 64.7% of people with learning disabilities live in social rented accommodation, compared with 32.8% of all people.

Out of Area Placements

According to the 2018 Coming Home Report by the Scottish Government, there were 29 people in out-of-area placements in the West Dunbartonshire Health and Social Care Partnership.





Delayed Discharge

According to the inpatient census, in 2022 NHS Greater Glasgow & Clyde had 904 patients who were in psychiatric, addiction or learning disability beds in NHS Scotland.

In Scotland, 11% of adult inpatients had a diagnosis for either a learning disability or autism.

The average length of delay in discharge in Scotland was just over 2 months.

National Statistics

Number of people with learning disabilities in Scotland

Data from SCLD shows that in 2019, there were 23,584 people with learning disabilities known to local authorities in Scotland. However, according to Fraser of Allander, estimates put the actual number of people with learning disabilities as high as 175,000.



Positive Destination

Data from the Summary Statistics for Follow up Leaver Destinations, 2022, shows that in 2020/21 88% of pupils with learning disabilities went onto a positive destination, compared with 97% of pupils without learning disabilities.

Attainment

Data from the Summary Statistics for attainment and initial leavers destination, 2022 showed that in 2020/21 17.4% of pupils with a learning disability had no NQ qualifications at level 2 or better, compared with 0.9% of pupils without a learning disability.

